


# The Personal Learning Device (PLD) Initiative

Briefing for Parents

A PRESENTATION BY  
MINISTRY OF EDUCATION, SINGAPORE



# The National Digital Literacy Programme and the PLD Initiative

An Overview

# The National Digital Literacy Programme (NDLP)

1. The NDLP was launched in March 2020 to help students **strengthen their digital literacy and acquire digital skills** needed to navigate an increasingly digitalised world.
2. Under the NDLP, every secondary school student will **own a school-prescribed Personal Learning Device (PLD)**. Students may use funds from their Edusave Account to pay for the PLD.

# Intended Outcomes of the PLD Initiative

The use of the PLD for teaching and learning aims to:



**Support the Development of Digital Literacy**



**Support Self-Directed and Collaborative Learning**

**Regular Home Based Learning (HBL)**



**Enhance Teaching and Learning**

**Blended Learning**

**Learning with a PLD**  
**Changkat Changi**  
**Secondary School**




*Our Programmes*



# How will your child use the Personal Learning Devices?

At **CCSS**, your child will be...

*Excited to learn in a Blended Approach*





# How will your child use the Personal Learning Devices?

At **CCSS**, your child will be...  
*applying their learning via*



Student-centered Opportunities for  
Aerospace Industries



# How will your child use the Personal Learning Devices?

At **CCSS**, your child will be...

*Developing their 21<sup>st</sup> CCs &  
be discerning users of technology*





# How will your child use the Personal Learning Devices?


At **CCSS**, your child will be...

*Developing their 21<sup>st</sup> CCs & be discerning users of technology*





# 2023 Sec 1 PLD Rollout



# **Supporting Students in the Safe and Effective Use of the Devices**

# Supporting Students in the Safe and Effective Use of the Devices


The school has measures in place to enable a safer digital environment for learning with the use of PLDs, e.g.

1. School rules on digital device use
2. Classroom management and routines
3. Cyber Wellness Education in CCE
4. Partnering parents/guardians to support students in their use of technology for learning
5. Device Management Application (DMA) to support a safer digital environment for learning



# 1. School Rules on Digital Device Use

- 1) No use of Handphones (HPs) except during Recess time.
- 2) HPs to be kept inside lockers during lesson times.
  - Students use personal padlocks to secure
- 3) Personal Learning Devices (PLDs) to be used only when teacher gives permission.
  - *Screen Down* when not in use



# 2. Classroom Management and Routines

Gregorian Year MMXXIII 2023

Useful Links

- School Website
- Student Learning Space
- iPad User Guide

Designed by Matthew Lacoste of 4B [4 Babies] :)

“If you want to reach your goals and dreams, you cannot do it without discipline.”  
Lee Kuan Yew

“Problems can't be solved with the same mindsets that created them.”  
Steve Jobs

Together, we will make 2023 OUR best year!

**THE CCSS WAY**

**CHARGE PLD FULLY**  
Allow your PLD to charge for at least 8 Hours before heading to school. This will not only allow you to use your PLD for the day, the habit can also allow your battery to deteriorate *slower*.  
REQUIRES: Night recharge to work.

**CYBER WELLNESS**  
Not everything online is what it seems. When you use your PLD.  
— Sense the risks of harmful behaviour online and learn how to protect yourself.  
— Think to analyse, evaluate and reflect on the situation.  
— Act by using what you learn to become safer online.  
REQUIRES: Paper reference to Sense | Don't RESPONSIBLE USER 246

**SECURITY**  
Make absolutely sure that you have secured your PLD in a secure location, either in a locked cabinet or in your bag, when it is not in use. Ensure that your accounts have secure passwords and if possible, enable 2-Factor Authentication.  
REQUIRES: Paper reference to Protection

**SCREEN DOWN**  
Place the screen down when you are greeting, are getting instructions, or when the PLD is not in use.  
REQUIRES: Paper reference to Respect

untitled - Paint

File Edit View Image Colors Help

Charge PLD fully  
before coming to school

Cyber wellness  
be safe online!!

Security  
ensure your PLD is in your bag when not in use for safety, remember your password and keep it safe!

Screen  
keep your screen down when greeting and pay full attention to your teacher

alexis ingrid 3c 2023

## 3. Cyber Wellness Education in CCE

### **Educating students on Cyber Wellness**




MOE has made significant changes to the Character and Citizenship Education (CCE) curriculum. Cyber Wellness lessons will feature significantly in these lessons.

The broad topics covered in Cyber Wellness are:

- Cyber Use
- Cyber Identity
- Cyber Relationships
- Cyber Citizenship
- Cyber Ethics

# 3. Cyber Wellness Education

In addition to these lessons, through various programmes in school, students will continue to learn to be **respectful, safe, and responsible users of technology.**

<p>Workshops</p>	
<p>Seminars</p>	
<p>Competitions</p>	

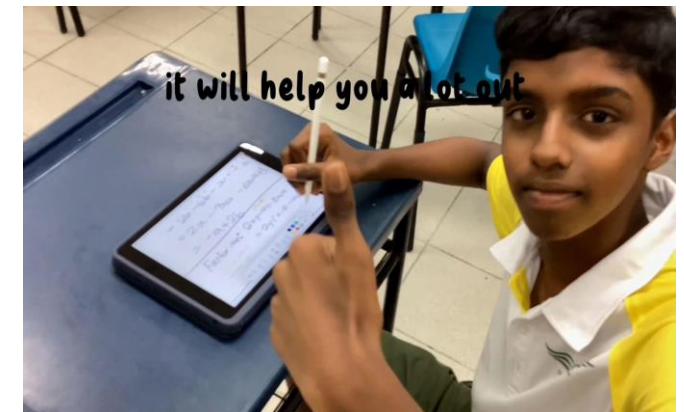
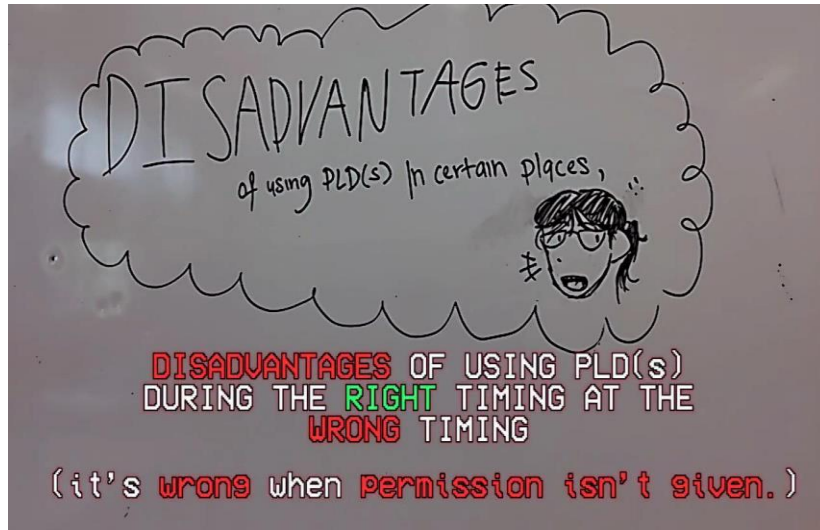


## 3. Cyber Wellness Education

### 2023 Digital Literacy Week

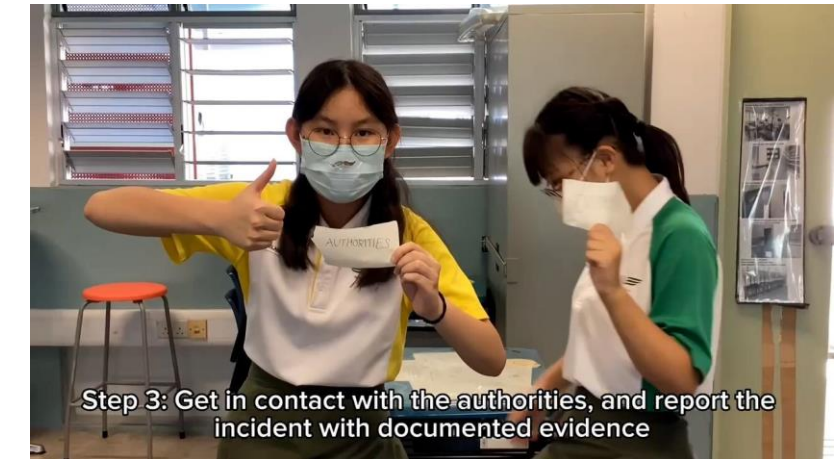
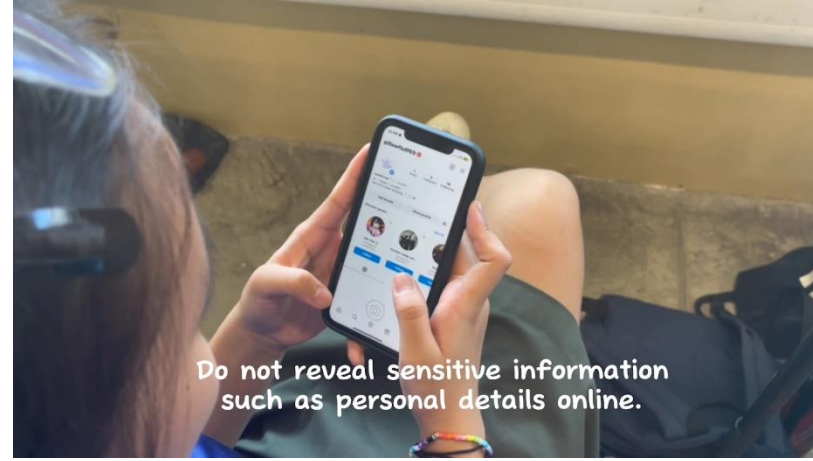
- Students practiced different Digital Literacy skills
- Created multiple digital artifacts to demonstrate
  - *the positive use of the PLDs in their learning*
  - *the negative effects of Cyber bullying & how to deal with it*
  - *how to spot Fake News*
  - *positive behavior/messages to the community*

# Digital creations by our Changkateers





# Digital creations by our Changkateers



## 4. Parents'/Guardians' Role

- We would like to partner parents/guardians so that that students are well supported in their use of technology for learning.
- As parents/guardians, you can help in the following ways:
  - Model good digital habits for your child/ward e.g. parents/guardians not using devices during family meals.
  - Know your child/ward well, and have conversations with your child/ward about safe and responsible use of technology.
  - Discuss and come up with ground rules for internet/device usage that both your child/ward and you can agree with.
  - Encourage your child/ward to use productivity tools using his/her PLD, to organise information and simplify tasks for efficiency.



# **Role of the DMA in Providing a Safer Digital Environment for Learning**

# DMA Installation

- Your child's/ward's PLD will be installed with a DMA to provide a safer digital environment for learning.
- The installation of DMA applies to both devices purchased through the school and any student-owned devices that parents/guardians opt for the student to use in lieu of the school-prescribed PLD.
- The DMA will be funded by MOE and will be uninstalled from the device when your child/ward graduates/leaves the school.

## In-School DMA Settings (Default)

Schools will determine DMA settings for **in-school use**. As a default, these settings will continue to be in place after school as well:

- MOE and the school will set the level of web content filtering, including filtering out objectionable content or content that may not be conducive to teaching and learning (e.g. social media, pornography, gambling, or websites containing extremist content)
- Students will be able to use the device from **6.00 a.m. to 5.00 p.m** daily
- The school will determine the apps and programs to be installed to support teaching and learning



# DMA Options Explained (Weekday School Term)



	6 am - 5 pm	5pm - 11pm	11pm – 6am (Sleep Hours)
<b>Default Option</b>	<b>DMA Settings Applied (School Decided)</b> <ul style="list-style-type: none"><li>• Apps that school use for T&amp;L</li><li>• Whitelist and blacklist filtering applied</li></ul>	<b>DMA Settings Applied (School Decided)</b> <ul style="list-style-type: none"><li>• Apps that school use for T&amp;L</li><li>• Whitelist and blacklist filtering applied</li></ul>	<b>SLEEP TIME</b> Device is Locked
<b>Option A</b>			
<b>Option B</b>			

# DMA Options Explained (Weekday School Term)



6 am - 5 pm

5pm - 11pm

11pm – 6am  
(Sleep Hours)

**Default  
Option**

**Option A**

**DMA Settings Applied  
(School Decided)**

- Apps that school use for T&L
- Whitelist and blacklist filtering applied

**Modified DMA Settings  
Applied**

- **Parents modify settings in the DMA portal**

**SLEEP TIME**  
Device is Locked

**Option B**

# DMA Options Explained (Weekday School Term)



6 am - 5 pm

5pm - 11pm

11pm – 6am  
(Sleep Hours)

**Default  
Option**

**Option A**

**Option B**

**DMA Settings Applied  
(School Decided)**

- Apps that school use for T&L
- Whitelist and blacklist filtering applied

**DMA Removed = No Restriction**



# DMA Options Explained (Weekday School Term)



	6 am - 5 pm	5pm - 11pm	11pm – 6am (Sleep Hours)
<b>Default Option</b>	<p><b>DMA Settings Applied (School Decided)</b></p> <ul style="list-style-type: none"> <li>• Apps that school use for T&amp;L</li> <li>• Whitelist and blacklist filtering applied</li> </ul>	<p><b>DMA Settings Applied (School Decided)</b></p> <ul style="list-style-type: none"> <li>• Apps that school use for T&amp;L</li> <li>• Whitelist and blacklist filtering applied</li> </ul>	<p><b>SLEEP TIME</b> Device is Locked</p>
<b>Option A</b>	<p><b>DMA Settings Applied (School Decided)</b></p> <ul style="list-style-type: none"> <li>• Apps that school use for T&amp;L</li> <li>• Whitelist and blacklist filtering applied</li> </ul>	<p><b>Modified DMA Settings Applied</b></p> <ul style="list-style-type: none"> <li>• <b>Parents modify settings in the DMA portal</b></li> </ul>	<p><b>SLEEP TIME</b> Device is Locked</p>
<b>Option B</b>	<p><b>DMA Settings Applied (School Decided)</b></p> <ul style="list-style-type: none"> <li>• Apps that school use for T&amp;L</li> <li>• Whitelist and blacklist filtering applied</li> </ul>	<p><b>DMA Removed = No Restriction</b></p>	

# DMA Options Explained (Weekends and Holidays)



	6am - 11pm	11pm – 6am (Sleep Hours)
<b>Default Option</b>	<b>DMA Settings Applied (School Decided)</b> <ul style="list-style-type: none"><li>• Apps that school use for T&amp;L</li><li>• Whitelist and blacklist filtering applied</li></ul>	<b>SLEEP TIME</b> Device is Locked
<b>Option A</b>	<b>Modified DMA Settings Applied</b> <ul style="list-style-type: none"><li>• Apps that school use for T&amp;L</li><li>• Whitelist and blacklist filtering applied</li><li>• <b>Parents modify settings in the DMA portal</b></li></ul>	<b>SLEEP TIME</b> Device is Locked
<b>Option B</b>	<b>DMA Removed = No Restriction</b>	

# Deciding on the Choice of After-School DMA Option

What is best for your child?

**Default Option**

**Option A**

**An environment that is:**

- **Contained**
- **Encouraging healthy screen habits**
- **Structured**
- **Sheltered against harmful content**



# Deciding on the Choice of After-School DMA Option

What is best for your child?

## Option B

When left unsupervised, is an environment that is:

- Exposed
- Unregulated
- Potentially harmful

# Deciding on the Choice of After-School DMA Parent Option

Parents/guardians may wish to consider the following questions before deciding on which After-School DMA Parent Option is best for your child/ward.

## 1. Child's/ward's current device usage habits

- How much time does my child/ward spend on their device?
- How well is my child/ward able to regulate their device usage on their own?
- Does my child/ward get easily distracted while doing online learning?

## 2. Parents'/Guardians' involvement

- How confident and familiar am I with managing my child's/ward's cyber wellness?
- Are there existing routines and open conversations on the use of the Internet at home?
- Am I aware of how to prevent different types of cyber threats that my child/ward might face?

# Data Collected by the DMA

The DMA does **NOT** collect any of the following data:

- Login IDs and passwords entered into websites or into any applications
- Actions performed (e.g. posts, online comments, items added to a shopping cart, etc.) when visiting websites and using apps
- Documents and photos stored in the PLDs
- PLD location
- Webcam videos and microphone recordings

# Data Security

- All user data collected through the DMA will be stored in secure servers managed by appointed DMA Vendors with stringent access controls and audit trails implemented. The DMA solutions used are cloud-based Software-as-a-Service (SaaS) solutions and are trusted solutions that have been operating for many years. They have also been subject to regular security review and assessment by independent reviewers.



# Device and Funding Information

# Changkat Changi Secondary School's Personal Learning Device



The school will be using the **Apple iPad 9<sup>th</sup> Gen (64GB Wi-Fi)** for teaching and learning.

Total cost of the bundle with GST:

Model: Apple iPad 10.2 9th Gen

Processor: A13 Bionic Processor

Memory (GB): 3GB

Storage (GB): 64GB

**\$865.40**

# Personal Learning Device Bundle\*

## Device Bundle

### What it includes

- Apple iPad (9<sup>th</sup> Gen, 64GB Wi-Fi)
- Apple Pencil (1<sup>st</sup> Gen)
- Logitech Ruggedized Combo 3 (with Keyboard)
- Insurance and Warranty

### What it includes

#### **[Enhanced Device Bundle]**

- 3-year warranty and 3-year insurance
- 2 repairs or 1 replacement claim

Warranty refers to the Apple Care+  
found commercially

# Insurance Coverage

The package includes a 3-year warranty, and 3-year **insurance\*** which includes:

<u>Insurance Coverage</u>	Claimable
<ul style="list-style-type: none"><li>• Fire</li><li>• Lightning</li><li>• Power Surges</li><li>• Accidental e.g water spillage, drop etc</li><li>• Theft due to forcible entry</li><li>• Robbery</li></ul> <p>* Accidental loss will not be covered by insurance.</p>	<p>*2 repairs or 1 replacement (3-year insurance)</p>

Warranty refers to the Apple Care+ found commercially



# Technical Support for Students' Devices

Technical support will be provided to students through:

1. Service Desk set up in school (ITR1) during school hours
  - Troubleshooting of device issues
  - Solve connectivity issues
  - Collection of devices to be sent for repairs (*fortnightly basis*)
  
2. Apple Retail Store @ Jewel Changi Airport (*220m from Changi Airport MRT*)
  - Repair of devices (*hardware issues*)
    - Mon – Thu (1100 – 2100)
    - Fri – Sun (1100 – 2200)

# Funding Support for Singapore Citizen (SC) Students

- **The cost of the device bundle can be paid using your child's/ward's Edusave account**, after setting aside provision for payment of miscellaneous fees.
- To ensure the affordability of devices, MOE has provided Edusave top-ups of \$200 in 2020 to 2022, and \$300 in 2023, to all eligible Singaporean students in primary and secondary schools.
- This is on top of the annual \$290 credited into the Edusave account for Secondary School students and \$230 for Primary School students.

# Funding Support for Singapore Citizen (SC) Students

- For SC students who are on MOE Financial Assistance Scheme or whose family's monthly income meets the following criteria:

Gross Household Income (GHI)  $\leq$  \$3,000, or

Per Capita Income (PCI)  $\leq$  \$750

MOE will subsidise **50%** of device bundle cost or **\$350**, whichever is lower.

- The remaining amount will be payable from the students' Edusave account. If there is insufficient balance in the students' Edusave account for the remaining amount, MOE will provide additional subsidy so that the cash out-of-pocket (OOP) is \$0.

# Funding Scenario: Student A (SC)



Student A (SC on MOE FAS) GHI ≤ \$3,000 or PCI ≤ \$750	
Device Bundle Cost	<b>\$865.40</b>
Student Subsidy	<b>\$350.00</b>
Available Edusave Balance <i>(After setting aside for 2<sup>nd</sup>-tier misc fees)</i>	\$200.00 before deduction \$200.00 will be deducted
Additional Subsidy	<b>\$315.40</b>
Cash Out-of-pocket	<b>\$0.00</b>

For more details on financial assistance, please approach the school.  
Each student would receive a personalised bill subsequently.

# Funding Support for Singapore Citizen (SC) Students

- For SC students whose family's monthly income is:

$\$3,000 < \text{Gross Household Income (GHI)} \leq \$4,400$ , or

$\$750 < \text{Per Capita Income (PCI)} \leq \$1,100$

MOE will subsidise **30%** of device bundle cost or **\$200**, whichever is lower.

- The remaining amount will be payable from the students' Edusave account. If there is insufficient balance in the students' Edusave account for the remaining amount, MOE will provide additional subsidy so that the cash out-of-pocket (OOP) is not more than \$50.



# Funding Scenario: Student B (SC)



Student B (Non MOE-FAS SC from lower income family) \$3,000 < GHI ≤ \$4,400 or \$750 < PCI ≤ \$1,100	
Device Bundle Cost	<b>\$865.40</b>
Student Subsidy	<b>\$200.00</b>
Available Edusave Balance <i>(After setting aside for 2<sup>nd</sup>-tier misc fees)</i>	\$200.00 before deduction \$200.00 will be deducted
Additional Subsidy	<b>\$415.40</b>
Cash Out-of-pocket	<b>\$50.00</b>

For more details on financial assistance, please approach the school.  
Each student would receive a personalised bill subsequently.

## Funding Support for Singapore Citizen (SC) Students

- SC students whose family's monthly Gross Household Income (GHI) > \$4,400 or monthly Per Capita Income (PCI) > \$1,100, no subsidy will be provided. Parents/Guardians can use their child's/ward's Edusave or cash to defray the device bundle cost.

# Funding Scenario: Student C (SC)



Student C (Not Eligible for Subsidy) GHI > \$4,400 or PCI > \$1,100	
Device Bundle Cost	<b>\$865.40</b>
Available Edusave Balance <i>(After setting aside for 2<sup>nd</sup>-tier misc fees)</i>	<b>\$200.00 (or more, depending on current Edusave Balance)</b> \$200.00 (or more) will be deducted
Cash Out-of-pocket	<b>\$665.40 (or less, depending on current Edusave Balance)</b>

For more details on financial assistance, please approach the school.  
Each student would receive a personalised bill subsequently.

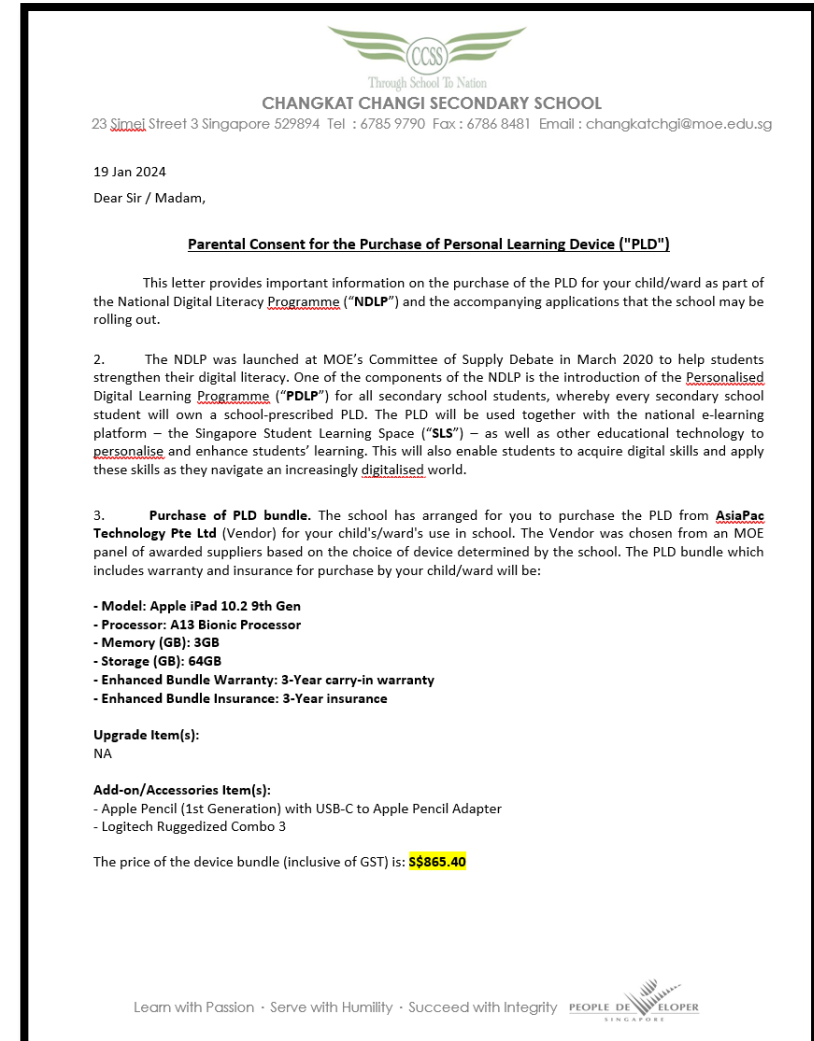
**What's Next?**

# Parental Consent for Procurement

A Parent's Gateway message will be sent to you.

Letter with all the details:

1. PLD bundle and cost,
2. Consent for purchase of a PLD,
3. Use of Edusave & Financial Assistance,
4. Device Management Application (DMA).



\* Parents/Guardians without Singpass can request for the hardcopy letter via your child's/ward's form teacher.



WHAT'S NEXT?

# Parental Consent for Procurement



Parents with Singpass can indicate your consent via the following link:

<https://go.gov.sg/pdlpadmin>



\* Parents/Guardians without Singpass can request for the hardcopy letter via your child's/ward's form teacher.

# For Singapore Citizens (SC) Students

Time Frame	Activity
<p><b>Now until</b> <b><u>2 February</u></b></p>	<p>Submit <b>Parental Consent for the Purchase of Personal Learning Device (PLD)</b> via the FormSG link</p> <p>Parents without access to Singpass can submit their consent via hardcopy, which includes the following:</p> <ul style="list-style-type: none"><li>• Intent to Purchase Personal Learning Device (PLD);</li><li>• Standing Order for Use of Edusave Account; and</li><li>• Authorisation Form.</li></ul>
<p>Apr 2024</p>	<p>Collection of devices by students</p>

# For Permanent Residents / International Students

Time Frame	Activity
Now until <u>2 February</u>	Submit <b>Parental Consent for the Purchase of Personal Learning Device (PLD)</b> which includes the following: <ul style="list-style-type: none"><li>• Intent to Purchase Personal Learning Device (PLD);</li><li>• Authorisation Letter</li></ul>
After End Feb 2024	Parent/Guardian to make payment via Giro/PayNow [ <i>electronic means</i> ]
Apr 2024	Collection of devices by students

# Collection of Devices

Your child/ward will be collecting his/her device in school in **April Term 2 2024**

If you would like to verify the condition of the device during collection with your child/ward:

- You may arrange to collect the device **at the vendor's service/collection centre\*** or appoint an adult proxy to do so.
- Your child/ward would need to bring the device to school and arrange for the school's IT department to install the DMA.

Please approach the school for further advice or clarification if you would like to make this arrangement.

\* Parents/Guardians (or adult proxy) will **not** be able to collect the PLD from the school.

# Important Contacts / Helplines

To access / find out more about...	Contact / Helpline
This deck of slides	<a href="http://www.changkatchangisec.moe.edu.sg">www.changkatchangisec.moe.edu.sg</a> *NDLP page
Edusave balance	6260 0777
Financial assistance	General Office: 6785 9790

**FOR PARENTS**

Purchase of Devices (2024)

1. Information on device	[Briefing during 2024 Sec 1 PTC] <a href="#">Frequently Asked Questions (FAQ)</a>
2. Giving Consent for Purchase	Click <a href="#">here</a> to give consent
3. Insurance & Warranty Info	Click <a href="#">here</a> for more information
4. SOPs for device issues	Click <a href="#">here</a> for more information
5. Other Useful Information	<a href="#">Service Centre &amp; Vendor Contacts</a>

*Information above correct as of 15 Jan 2024*





Ministry of Education  
SINGAPORE